



WINNERS USSD PROCESS FLOW

Version 2.0

June, 2016

PROCESS FLOW FOR WINNERS ONLINE GIVING

A. REGISTRATION

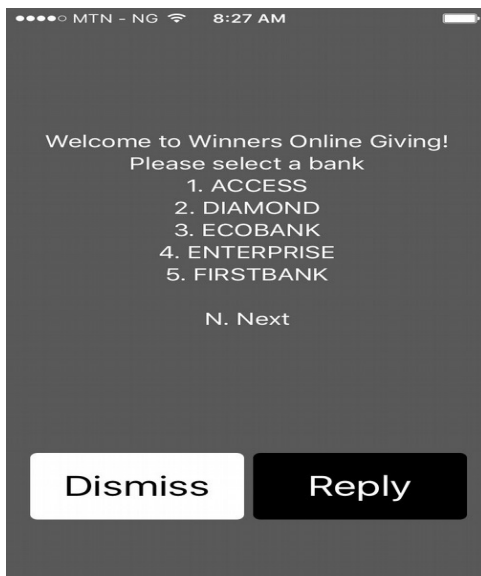
STEP 1: User dials *389*3# to register his number, as shown in Fig1 below; this brings up the list of Banks as shown in fig2 next page.

FIG 1:



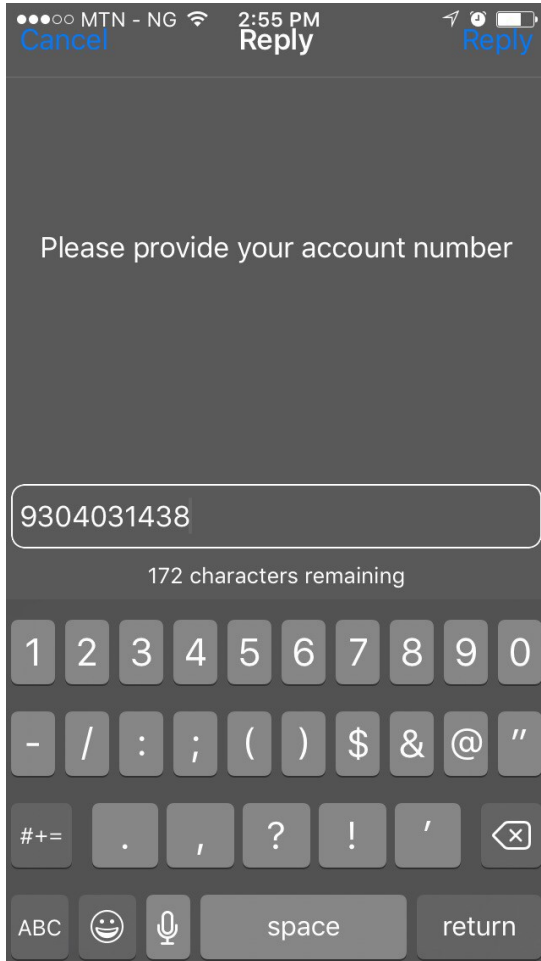
STEP 2: User selects Bank from the list of Banks displayed as shown in fig2 below. After which the user is prompted to input Bank account.

FIG 2:



STEP 3: User inputs Bank Account Number, and dials to complete registration. A successful registration message is sent to the user, to show completion of registration

FIG 3:



B. PROCESS FLOW FOR GIVING

This is in 7 categories i.e 1-offering, 2-Tithe, 3-Thansgiving, 4-Prophetic giving, 5-Shiloh sacrifice, 6- Faith Theatre Seed 7- Others.

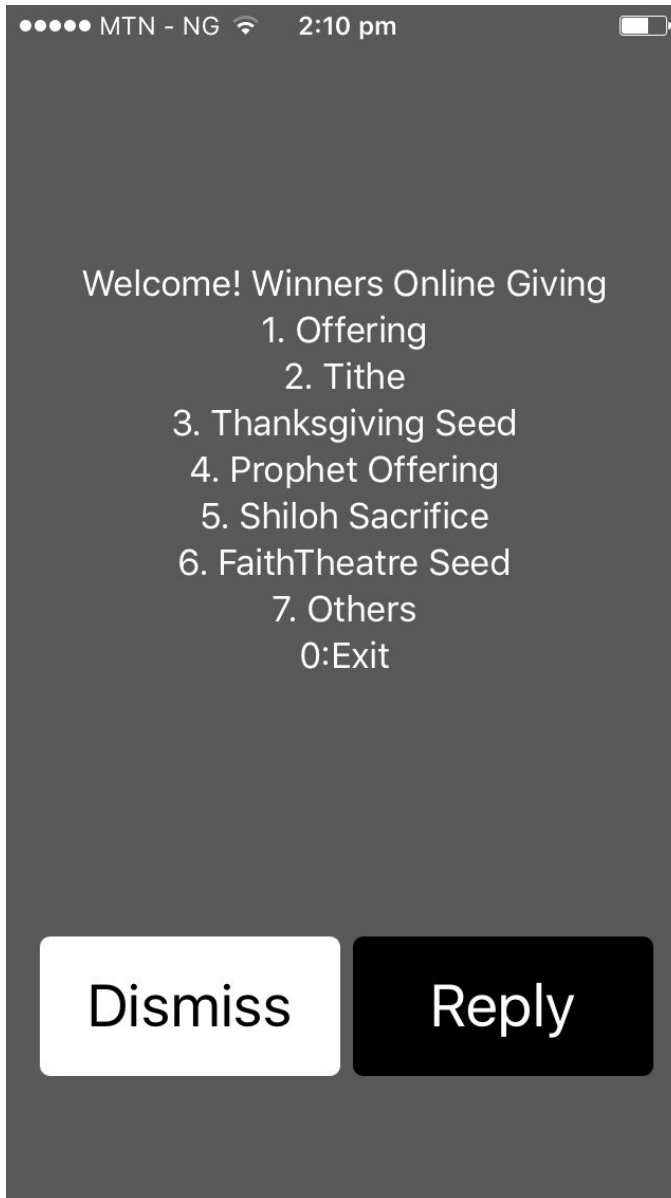
STEP 1: User dials *389*3*Amount# as shown in the figure below:

FIG 1:



STEP 2: User selects from the 7 categories of giving i.e 1=offering as shown below in fig2 and dials. This takes the user to the next step, where the user chooses bank to pay from as shown in step3 next page.

FIG 2:



STEP 3:

User selects registered Bank of choice and sends. The user's account is debited and the Church's account gets credited. A Successful message is sent at this point to confirm the end of transaction process.

FIG 3:

